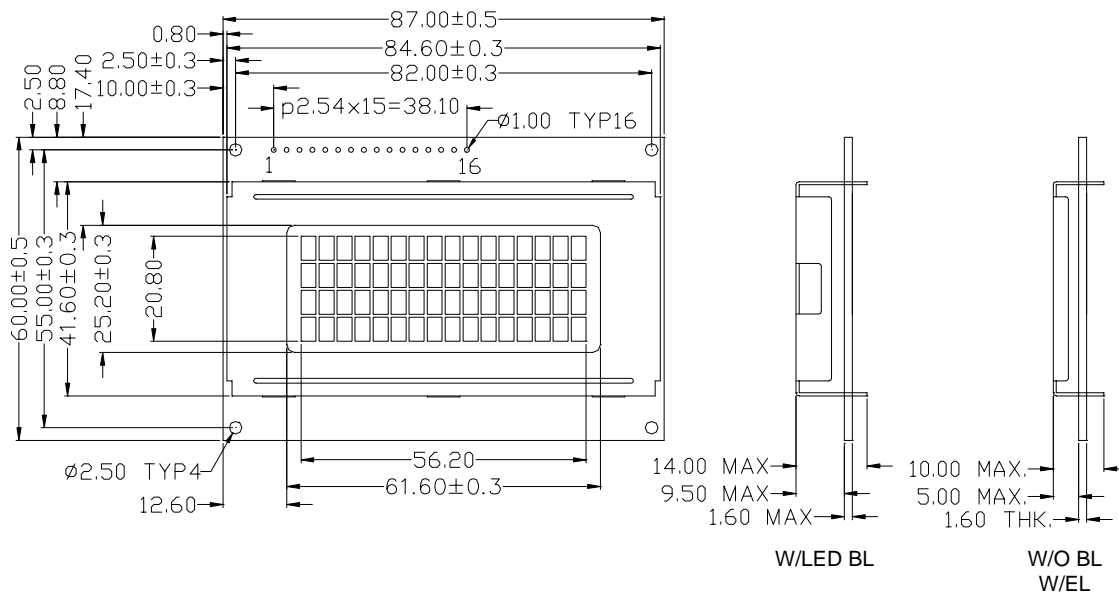


Standard LCD module

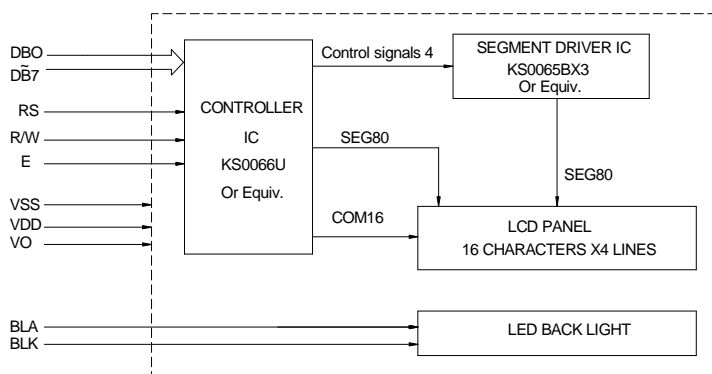
MC1604-01

OUTLINE DIMENSION

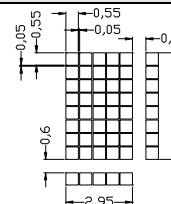


Tolerance: ±0.20mm, unless otherwise specified.

BLOCK DIAGRAM



DISPLAY PATTERN



MECHANICAL SPECIFICATION

Item	Dimensions(W)X(H)	Unit
Overall Size	87.0x60.0	MM
View Area	61.6x25.2	MM
Character	2.95x4.75	MM
Dot Size	0.55x0.55	MM
Dot Pitch	0.60x0.60	MM

PIN ASSIGNMENT

Pin no	Symbol	Function
1	VSS	Power Supply(GND)
2	VDD	Power Supply(+)
3	VO	Contrast Adjust
4	RS	Command data input
5	R/W	Data read / write
36	E	Enable signal
7-14	DB0~DB7	Data bus line
15	BLA	Back light anode
16	BLK	Back light cathode

ABSOLUTE MAXIMUM RATING

Item	Symbol	Condition	Min	Max	Unit
Supply for logic voltage	V _{DD}	25°C	-0.3	7.0	V
LCD driving supply voltage	V _{DD-VO}	25°C	-0.3	V _{DD} +0.3	V
Input voltage	V _I	25°C	-0.3	V _{DD} +0.3	V

ELECTRICAL CHARACTERISTICS

Item	Symbol	Condition	Min	Typical	Max	Unit
Supply voltage for logic	V _{DD}	---	4.5	5.0	5.5	V
Supply current for logic	I _{DD}	---	---	1.4	4	mA
Operation voltage for LCD	V _{DD-Vo}	0°C	4.7	5.0	5.3	V
		25°C	4.5	4.8	5.1	V
		50°C	4.4	4.6	4.9	V
Input voltage " H " level	V _{IH}	---	V _{DD} -2.2	---	V _{DD}	V
Input voltage " L " level	V _{IL}	---	0	---	0.8	V
Supply voltage for back light	V _F	---	---	4.2	4.6	V
Supply current for back light	I _F	V _F =4.2V	---	200	400	mA

REMARKS:

- LCD options: STN, TN, FSTN.
- Back light Options: LED\EL Back light feature.