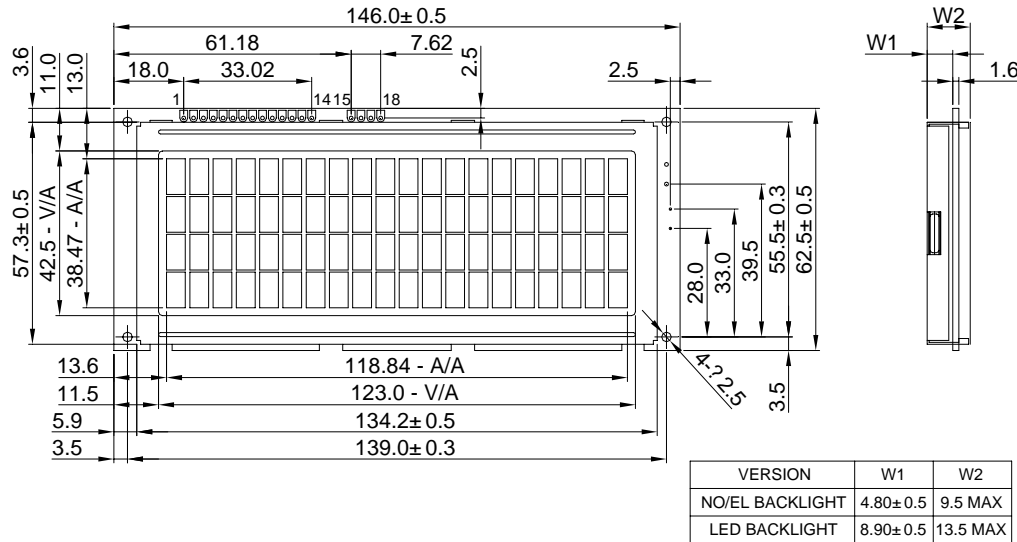


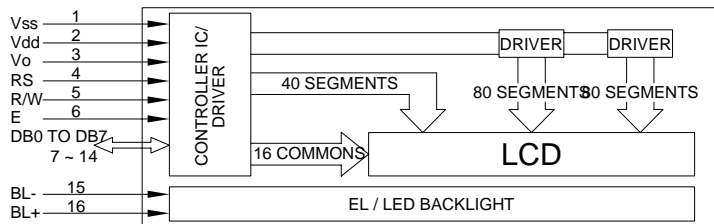
Standard LCD module

MC2004-07

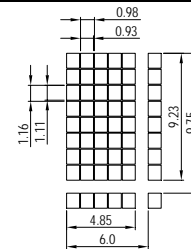
OUTLINE DIMENSION



BLOCK DIAGRAM



DISPLAY PATTERN



MECHANICAL SPECIFICATION

Item	Dimensions(W)X(H)	Unit
Overall Size	146.0x62.5	MM
View Area	123.0x42.5	MM
Character	4.85x9.23	MM
Dot Size	0.93x1.11	MM
Dot Pitch	0.98x1.16	MM

PIN ASSIGNMENT

Pin no	Symbol	Function
1	Vss	Power Supply(GND)
2	Vdd	Power Supply(+)
3	VO	Contrast Adjust
4	RS	Command data input
5	R/W	Data read / write
6	E	Enable signal
7-14	DB0-DB7	Data bus line
15	BL-	Back light cathode
16	BL+	Back light anode
17	NC	
18	NC	
OPTION		
15	BL+	Back light anode
16	BL-	Back light cathode

ABSOLUTE MAXIMUM RATING

Item	Symbol	Condition	Min	Max	Unit
Supply for logic voltage	VDD	25°C	-0.3	7.0	V
LCD driving supply voltage	VDD-Vo	25°C	-0.3	VDD+0.3	V
Input voltage	VI	25°C	-0.3	VDD+0.3	V

ELECTRICAL CHARACTERISTICS

Item	Symbol	Condition	Min	Typical	Max	Unit
Supply voltage for logic	VDD	---	4.5	5.0	5.5	V
Supply current for logic	IDD	---	---	2.00	3.30	mA
Operation voltage for LCD	VDD-Vo	0°C	---	---	---	V
		25°C	4.3	4.5	4.7	V
		50°C	---	---	---	V
Input voltage "H" level	VIH	---	0.7VDD	---	VDD	V
Input voltage "L" level	VIL	---	-0.3	---	0.6	V
Supply voltage for back light	VBL	---	According to back light type			V
Supply current for back lihgt	IBL	---	According to back light type			mA

REMARKS:

- LCD options: STN, TN, FSTN.
- Back light type: LED/EL Back light feature.